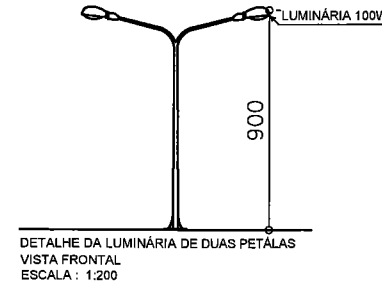


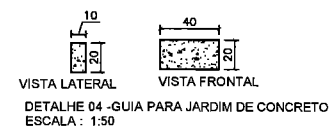
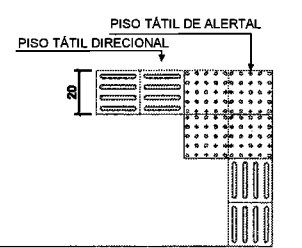
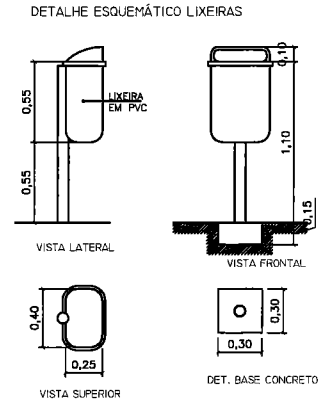
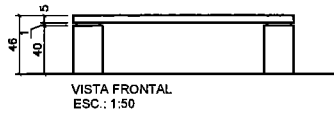
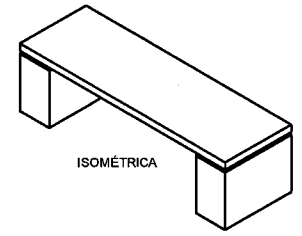
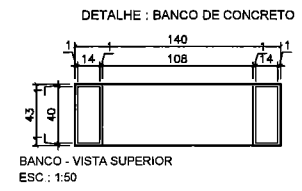
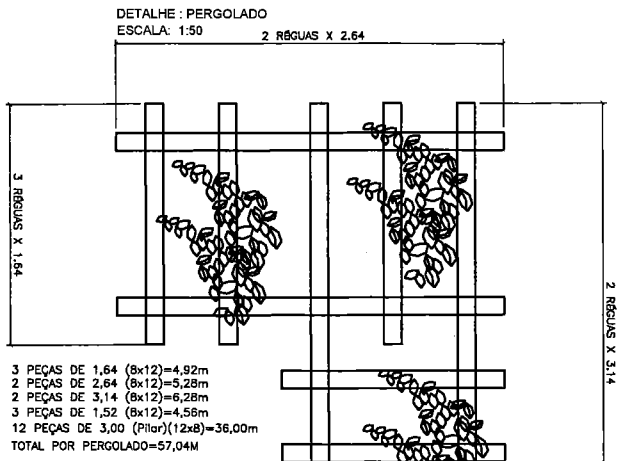
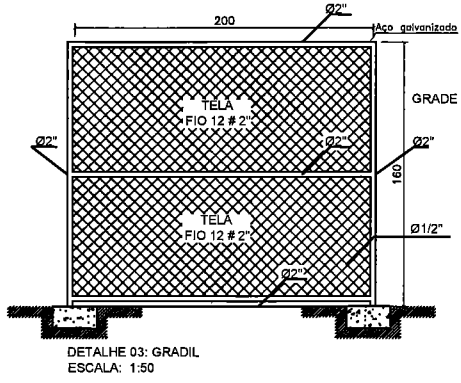
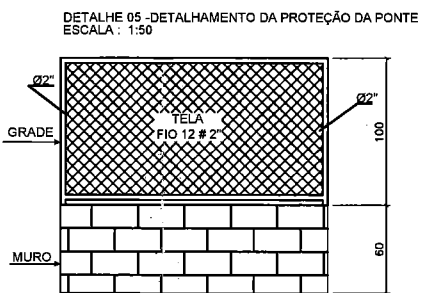
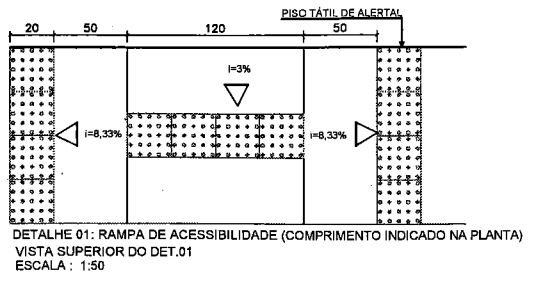
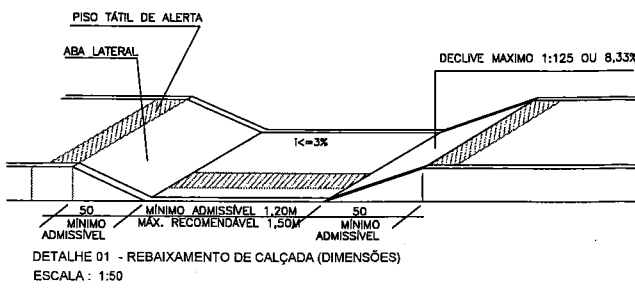
RUA MADALENA ROCHA

CORREGO

PLANTA BAIXA / DETALHAMENTO
ESCALA: 1:200
ÁREA= 337,75 M²



- EQUIPAMENTOS**
- EQ. 01: REMO INDIVIDUAL 1,30x1,00
 - EQ. 02: ESQUI DUPLO 1,20x1,30
 - EQ. 03: GRUPO MUSCULAÇÃO MEMBROS 1,40x1,20
 - EQ. 04: CAMINHADA DUPLO 1,80x1,00
 - EQ. 05: ROTAÇÃO DIAGONAL DUPLA 1,30x1,00
 - EQ. 06: PRESÃO DE PERNA DUPLO 2,20x0,90
 - EQ. 07: MULTIEXERCÍCIOS 2,40x1,20



- LEGENDA:**
- GRAMA
 - GRADIL
 - BLOQUEJO
 - RAMPA, PASSEIO E CIRCULAÇÃO
 - LUMINÁRIA DE QUATRO PETÁLAS
 - LIXEIRA
 - ARBUSTO
 - ÁRVORE INSERIDA

TÍTULO: CONSTRUÇÃO DE PRAÇA PARA ACADEMIA AO AR LIVRE	
PROPRIETÁRIO: Prefeitura Municipal de Presidente Juscelino	CNPJ: 17.695.057/0001-55
CONTEÚDO: PLANTA BAIXA, DETALHAMENTO	
ENDEREÇO: Rua Madalena Rocha, Centro, Presidente Juscelino /MG	
CEP: 35797-000	
Prefeitura Municipal de Presidente Juscelino Ricardo de Castro Machado Prefeito Municipal	Responsável Técnico: Athanase Leon Papaspyrou Saint Yves Engenheiro Civil - CREA-MG 292433
Escalas: Indicadas Data: Maio/2021 Coordenadas: 44° 03' 34" W 18° 31' 17" S Folha: 01/01 Desenho: Camilla Kelli Avila	